

Test laboratory for the fire behavior of building materials, Dipl.-Ing. (FH) Andreas Hoch  
Testing, supervising and certifying body, authorized by the building supervision authority

# TEST REPORT

## PZ-Hoch-171384

for the proof of Fire behaviour according to DIN 4102, part 1

Translation of the German test report – no guarantee for translation of technical terms

<b>company</b>	<b>GF Genereal Formulations GmbH</b> Hansestraße 105 D-51149 Köln
<b>description of samples</b>	polymer PVC self-adhesive foil in a nominal thickness of 150µ colour: white
<b>name of the material</b>	„Concept E222“ or „Concept E223“ or „Concept E229“ or „Concept E226“
<b>sampling</b>	by the company itself
<b>content of request</b>	Proof of flammability to classify building materials to class B1 “schwerentflammbar” according to DIN 4102, part 1
<b>validity of test report</b>	30.11.2022
<b>result</b>	<b>The examined product with an area weight of 227 g/m<sup>2</sup> meets affixed on metallic surfaces with a density of <math>\geq 5.890 \text{ kg/m}^3</math>, a melting point of <math>\geq 1000 \text{ °C}</math> and a thickness of <math>\geq 0,6 \text{ mm}</math> the requirements of class B1 for “schwerentflammbare” (hardly flammable) building materials according to DIN 4102, part 1 (May 1998).</b>

This test report includes 4 pages and 5 enclosures.

Remark: If the above mentioned building material is not used as product according to MBO § 2, Abs. 9, Ziffer 1, there is no need for a general building supervisory test report.

This test report is not valid if the examined building material is used as product in the meaning of state building prescriptions (MBO § 17, Abs. 3).

This test report does not replace an eventually necessary proof of applicability concerning building supervisory or building laws in the meaning of state building prescriptions. This has to be verified by:

- “allgemeine bauaufsichtliche Zulassung” (general building inspectorate approval) or by
- „allgemeines bauaufsichtliches Prüfzeugnis” (general building inspectorate certificate) or by
- “Zustimmung im Einzelfall” (exceptional approval)

This test report can underlie building supervisory procedures

- for regular building products for the prescribed proofs of conformity
- for non-regular building products for the needed proofs of applicability.

This test report must not be published and copied without preceding agreement of the test laboratory and if agreed, only during validity and unchanged concerning appearance and contents.

## 1. Description of test material in condition as delivered

**PN 26437:** „Concept E222“ or „Concept E223“ or  
„Concept E229“ or „Concept E226“ colour: white  
- polymer PVC self-adhesive foil - nominal thickness 150µ  
characteristic values determined by the test laboratory:  
whole thickness including protection film: about 0,36 mm  
whole area weight including protection film: about 389 g/m<sup>2</sup>  
thickness of self-adhesive foil: about 0,17 mm  
area weight of self-adhesive foil: about 227 g/m<sup>2</sup>

The testing laboratory is not provided with further details concerning composition of the tested building materials. Samples are deposited.

## 2. Preparation of samples

Samples with the dimensions 1000 mm height and 190 mm width where cut out from the material for fire testing. The self-adhesive foil was affix on steel panel with a thickness of 0,88 mm. The samples were kept in climate chamber 23/50 until they reached constant weight.

## 3. Arrangement of samples

#9694: flaming in longitudinal direction  
#9695: flaming in cross direction  
#9722: flaming in cross direction  
#9723: flaming in cross direction

## 4. Date of test CW 48 and CW 49 in 2017

## 5. Results The test has been examined according to DIN 4102 (Mai 1998)

line	Measurement	Result with the tested specimen				Dim.
1	Test number	#9694	#9695	#9722	#9723	
	flaming direction	lengthwise	cross	cross	cross	
	Number of specimen arrangement acc. to. DIN 4102/T15, schedule 1	7	7	7	7	
2	Maximum flame height above bottom edge of the specimen	70	70	70	70	cm
3	Time <sup>1)</sup>	0:56	0:56	1:05	0:52	min:s
4	Burn through / melting Time <sup>1)</sup>	0:22	0:24	0:45	0:52	min:s
	Observations on the back side of the specimen					
5	Flames / Glowing Time <sup>1)</sup>	./.	./.	./.	./.	min:s
6	Change of colour Time <sup>1)</sup>	./.	./.	./.	./.	min:s
7	Falling of burning droplets Start <sup>1)</sup>	./.	./.	./.	./.	min:s
8	Extent sporadic falling of burning droplets <sup>2)</sup>	./.	./.	./.	./.	
9	continuous falling of burning droplets <sup>2)</sup>	./.	./.	./.	./.	min:s



line no	Measurement	Result with the tested specimen				Dim.
		#9694	#9695	#9722	#9723	
	Test number					
	flaming direction	lengthwise	cross	cross	cross	
10	Falling of burning droplets Start <sup>1)</sup>	./.	./.	./.	./.	min:s
	Extent	./.	./.	./.	./.	
11	sporadic falling of burning droplets <sup>2)</sup>	./.	./.	./.	./.	
12	continuous falling of burning droplets <sup>2)</sup>	./.	./.	./.	./.	
13	After flame time at the bottom of the sieve (max.)	0:04/0:04	0:03/0:13	./.	0:02	min:s
14	Impairment of the burner by dropping or falling material: Time <sup>1)</sup>	./.	./.	./.	./.	min:s
15	Premature end of test Final occurrence of burning at the specimen <sup>1)</sup>	./.	./.	./.	./.	min:s
16	Time of eventually end of test <sup>1)</sup>	./.	./.	./.	./.	min:s
17	After flame after end of test Time <sup>1)</sup>	./.	./.	./.	./.	min:s
18	Number of specimen	./.	./.	./.	./.	
19	Front side of specimen <sup>2)</sup>	./.	./.	./.	./.	
20	Back side of specimen <sup>2)</sup>	./.	./.	./.	./.	cm
21	flame length	./.	./.	./.	./.	
22	Afterglow after end of test Time <sup>1)</sup>	./.	./.	./.	./.	min:s
23	Number of specimen	./.	./.	./.	./.	
24	Place of appearance Lower half of the specimen <sup>2)</sup>	./.	./.	./.	./.	
25	Upper half of the specimen <sup>2)</sup>	./.	./.	./.	./.	
26	Front side of specimen <sup>2)</sup>	./.	./.	./.	./.	
27	Back side of specimen <sup>2)</sup>	./.	./.	./.	./.	
28	Density of smoke ≤ 400 % * min	7	9	10	8	% * min % * min
29	> 400 % * min <sup>4)</sup>	./.	./.	./.	./.	
30	Diagram: encl. no.	1	2	3	4	
31	Residual lengths: individual value <sup>3)</sup> Specimen 1 Specimen 2 Specimen 3 Specimen 4	45 42 42 45	44 39 41 42	44 41 42 44	46 39 41 43	cm cm cm cm
32	Average value, individual test <sup>3)</sup>	44	42	43	42	
33	Photo of specimen in enclosure no.	1	2	3	4	
34	Flue gas temperature	112	113	123	121	°C
35	Maximum of average value Time <sup>1)</sup>	10:00	01:32	01:26	01:32	min:s
36	Diagram: encl. no.	1	2	3	4	
37	Remarks: - none -					

<sup>1)</sup> indication of times: from the begin of testing procedure <sup>2)</sup> checked off if applicable

<sup>3)</sup> indication of carrier/foam layer separated in case of fire-proofing agents

<sup>4)</sup> very strong development of smoke

## 6. Explanations concerning the testing procedure

-none-

## 7. Summary of results and additional establishments to Fire Behaviour

lineo.	measurement	Result with the tested specimen				dimension
	test-no.	#9694 lengthwise	#9695 cross	#9722 cross	#9723 cross	
1	residual length	44	42	43	42	cm
2	max. smoke temperature	112	113	123	121	°C
3	density of smoke - integral	7	9	10	8	%min
4	remarks: -none-					

According to DIN 4102, part 1, "schwerentflammbare" (hardly flammable) building materials must meet the requirements of class B2.

Pursuant to additional tests in the ignitability apparatus this can be determined (appendix 5).

## 8. Special remarks


- This report is only valid for the material as described under paragraph 1. In combination with other materials or with additional coatings or grounds etc. the burning behaviour may differ.
- This test report is not valid for the exposure to outdoor climate conditions.
- This test report is not valid, as soon as the fabric is used as a building product in the sense of the "Landesbauordnungen" (state building requirements, MBO § 17, par. 3).
- This test report is no substitute for a General Building Inspectorate Certificate.
- This test report is granted without prejudice to the rights of third parties, in particular private proprietary rights.
- For legal interests only the German original version is relevant.
- In General Building Inspectorates procedures this test report can be based for
  - regular building materials for the required proof of accordance
  - for not regular building materials for the required proof of applicability

## 9. Validity

This test report is valid until the mentioned date on page 1. The test report becomes invalid in case the standards on which the tests are based are changed.

Fladungen, 07.12.2017

clerk in charge:



(Dipl.-Ing. (FH) Jürgen Hammer)



Head of the test laboratory:



(Dipl.-Ing.(FH) Andreas Hoch)

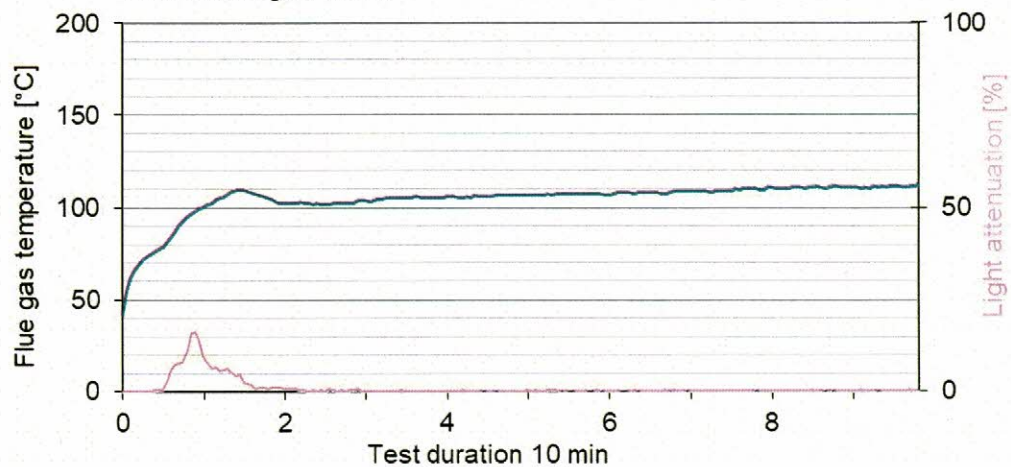


**„Brandschacht“-test #9694**



**measurement**

**#9694, PN26437: GENERAL FORMULATIONS, "Concept E226",**  
Max. flue temperature: 112°C, Smoke density integral: 7%min  
Residual length: 44 cm

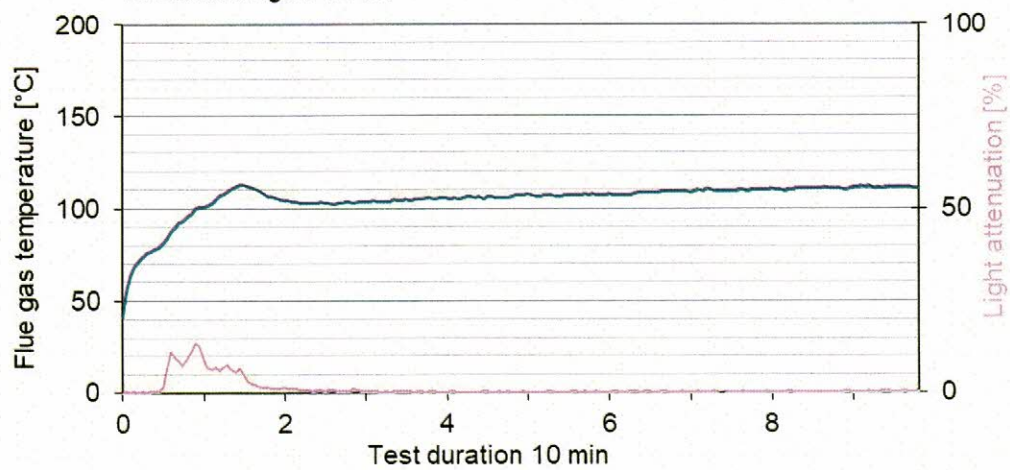


**„Brandschacht“-test #9695**




**measurement**

**#9695, PN26437: GENERAL FORMULATIONS, "Concept E226",**  
Max. flue temperature: 113°C, Smoke density integral: 9%min  
Residual length: 42 cm



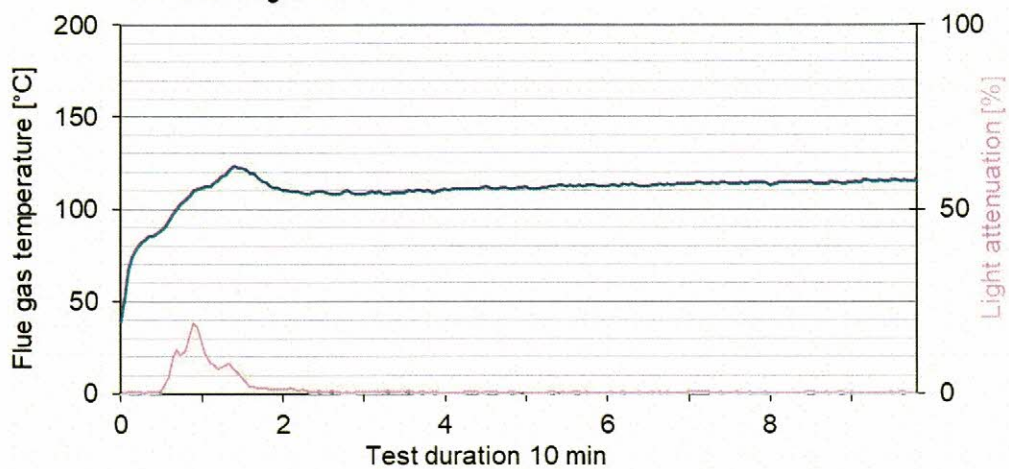


**„Brandschacht“-test #9722**




**measurement**

**#9722, PN26437: GENERAL FORMULATIONS, "Concept E226",**  
Max. flue temperature: 123°C, Smoke density integral: 10%min  
Residual length: 42 cm

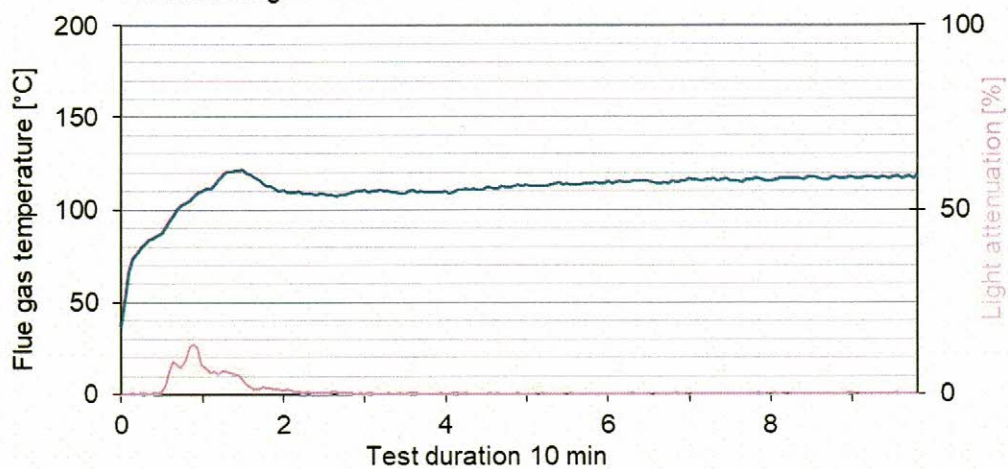


**„Brandschacht“-test #9723**



**measurement**

**#9723, PN26437: GENERAL FORMULATIONS, "Concept E226",**  
Max. flue temperature: 121°C, Smoke density integral: 8%min  
Residual length: 42 cm





**Test for normal flammability  
classifying B2 according to DIN 4102**

1. Description of test material in condition as delivered look at page 2

2. Preparation of samples

Out of the material there have been cut samples for the ignitability apparatus.  
The samples were kept in a climate 23/50 until they reached constant weight.

3. Arrangement of samples -glued on steel panels-

Flaming in longitudinal and in cross direction

4. Date of test CW 47 in 2017

5. Results

PN 26437: flaming lengthwise	edge-test						surface-test						Dim
samples no.	1	2	3	4	5	6	1	2	3	4	5	6	
ignition <sup>1)</sup>	1	1	1	1	1	--	./.	--	--	--	--	--	s
reaching the mark of measurement <sup>1)2)</sup>	./.	./.	./.	./.	./.	--	./.	--	--	--	--	--	S
max. flame height	2	1	1	2	2	--	1	--	--	--	--	--	cm
time	5	2	2	3	2	--	./.	--	--	--	--	--	
self cessation of the flames end of afterflame <sup>1)</sup>	15	15	15	15	15	--	./.	--	--	--	--	--	s
end of glowing <sup>1)</sup>	./.	./.	./.	./.	./.	--	./.	--	--	--	--	--	s
flames were extinguished after <sup>1)</sup>	./.	./.	./.	./.	./.	--	./.	--	--	--	--	--	s
smoke development (visual)	little						very little						
dropping of burning material during 20 s <sup>1)</sup>	./.	./.	./.	./.	./.	--	./.	--	--	--	--	--	s
Appearance after test: burned out till max. height 1 cm x width 0,5 cm													

PN 26437: additional tests	edge-test						surface-test						Dim
samples no.	1	2	3	4	5	6	1	2	3	4	5	6	
ignition <sup>1)</sup>	1	--	--	--	--	--	./.	--	--	--	--	--	s
reaching the mark of measurement <sup>1)2)</sup>	./.	--	--	--	--	--	./.	--	--	--	--	--	s
max. flame height	1	--	--	--	--	--	1	--	--	--	--	--	cm
time	2	--	--	--	--	--	./.	--	--	--	--	--	
self cessation of the flames end of afterflame <sup>1)</sup>	15	--	--	--	--	--	./.	--	--	--	--	--	s
end of glowing <sup>1)</sup>	./.	--	--	--	--	--	./.	--	--	--	--	--	s
flames were extinguished after <sup>1)</sup>	./.	--	--	--	--	--	./.	--	--	--	--	--	s
smoke development (visual)	little						very little						
dropping of burning material during 20 s <sup>1)</sup>	./.	./.	./.	--	--	--	./.	./.	./.	--	--	--	s
Appearance after test: burned out till max. height 1 cm x width 0,5 cm													

<sup>1)</sup> time mentioned from the beginning of the test <sup>2)</sup> during 20 Sec -/- no appearance -- no information

6. Remarks and explanations to the testing procedure - none -

7. Opinion concerning the dropping of burning material

The test for normal flammability shows no burning dripping material.